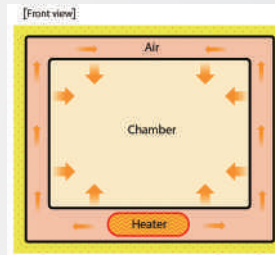


INCUBATOR OVERVIEW

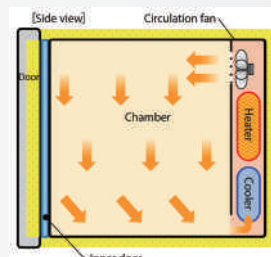
Natural Convection ensures a homogeneous temperature throughout the chamber



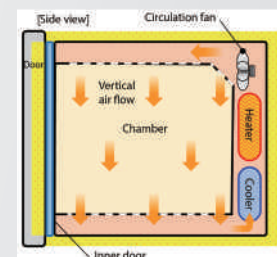
IC Series: General Purpose Incubator
Internal Capacity: 37, 97, 159, 318, 567L

- Non-programmable
- Easy to use digital display setting and timer
- Standard equipped with various functions like self-diagnostic, calibration off-set, overheat prevention and key lock
- Inner glass door for easy and safe sample viewing (except IC-100 models)
- Option to choose from several chamber capacities from small benchtop units to floor standing models
- All models are available with optional Window [W] for improved visibility
- Models 400 to 900 have an option for communication port

Forced Air Convection ensures both optimal heating of materials and a high precision temperature uniformity in the chamber with minimum energy consumption



IN Series: Programmable Refrigerant Incubator
Internal Capacity: 143, 286L



INE Programmable Refrigerant Eco Incubator
Internal Capacity: 286L

- Programmable
- Large Capacity
- Manual and programmed defrosting function
- Easy to use digital display setting and timer
- Standard equipped with various functions like self-diagnostic, calibration off-set, overheat prevention and key lock
- Inner glass door minimizes temperature changes and makes far easy and safe sample viewing
- Cooling system ensures that samples are not dried while cooling
- Option for RS485 interface
- Electrical hook up for shaker inside the chamber (IN series)
- Upgraded inverter control improved refrigeration efficiency and reduced frost significantly (INE series)