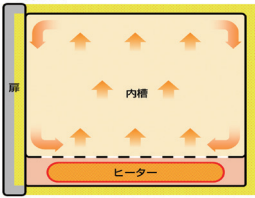
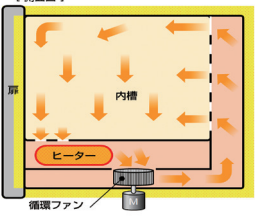
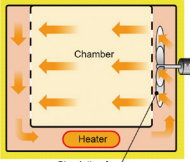
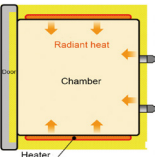
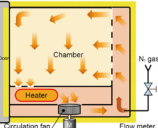


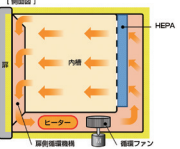
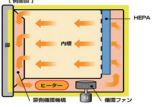


OVEN OVERVIEW

	Series	Model No.	Operating Temperature Range							Internal Capacity (L)	Program	Characteristics
			0	100	200	300	400	500	600			
Natural Convection	DX	302C/312C	RT+5~300°C							28	--	<ul style="list-style-type: none"> Economical High temperature Do not use fans. Heat rises by natural air convection for a slower heat flow 
		402C/412C								74	--	
		602C/612C	RT+5~280°C							153	--	
	DVS	402C/412C	RT+5~260°C							99	Yes	
		602C/612C								162	Yes	
	DR	200	300~700°C							13.75	Yes	
	DG	400C/410C								92	--	
		440C/450C	RT+5~70°C							92	--	
800C/810C									445	--		
840C/850C*									445	--		
Forced Convection	DKM	300C/310C								27	--	<ul style="list-style-type: none"> High level of air circulation, accuracy and uniformity Use fan motors for vertical air circulation providing a more uniform heat flow Built-in exhaust port Calibration offset function 
		400C/410C	RT+10~260°C							90	--	
		600C/610C								150	--	
	DKN	302C/312C	RT+10~260°C							27	Yes	
		402C/412C								90	Yes	
		602C/612C								150	Yes	
		812C								300	Yes	
		912C	RT+10~210°C							535	Yes	
	DNE	401/411	RT+20~210°C							90	Yes	
		601/611								150	Yes	
		811	RT+15~210°C							300	Yes	
		911								540	Yes	
	DNF	301								27	Yes	
		401/411	RT+15~260°C							90	Yes	
		601/611	(Wind velocity: 1~10)							150	Yes	
811									300	Yes		
	911								540	Yes		
Fine	DF	412	RT+15~260°C							91	Yes	<ul style="list-style-type: none"> Rapid & high volume of airflow Use forced convection for a horizontal air flow as opposed to vertical Very high uniformity, accuracy and performance Quick exhaust and cooling 
		612								216	Yes	
		832	RT+15~200°C							512	Yes	
		1032								1000	Yes	
	DH	412	RT+15~360°C							91	Yes	
		612								216	Yes	
		832	RT+15~300°C							512	Yes	
		1032								1000	Yes	
Vacuum	ADP	200C/210C	40~240°C							10	Yes	<ul style="list-style-type: none"> Handle sensitive samples at lower temperature Heat is evenly distributed from arrangement of the heaters against outer chamber walls Reduced oxidation 
		300C/310C								27	Yes	
	DP	43C								91	Yes	
		63C	40~200°C							512L	Yes	
		83C								1000L	Yes	
		103C								216	Yes	
Inert	DN	411IE	RT+15~360°C							95	Yes	<ul style="list-style-type: none"> Creates non-oxidative environment Controllable nitrogen flow 
		611IE								223	Yes	



OVEN OVERVIEW

	Series	Model No.	Operating Temperature Range								Internal Capacity (L)	Program	Characteristics
			0	100	200	300	400	500	600	700			
Clean	DE	411	RT+30~260°C								91	Yes	<ul style="list-style-type: none"> • Class 100 • Adopts anti-fouling casters preventing wheel contamination during transportation • Improved optional accessories and more customization options 
	DE	611	RT+30~260°C								216	Yes	
	DT	411	RT+30~360°C								91	Yes	<ul style="list-style-type: none"> • Class 100 • Stable cleanliness through forced circulation with rear exhaust 
	DT	611	RT+30~360°C								216	Yes	
	DES	830	RT+30~260°C								327	Yes	
	DTS	830	RT+30~360°C								327	Yes	